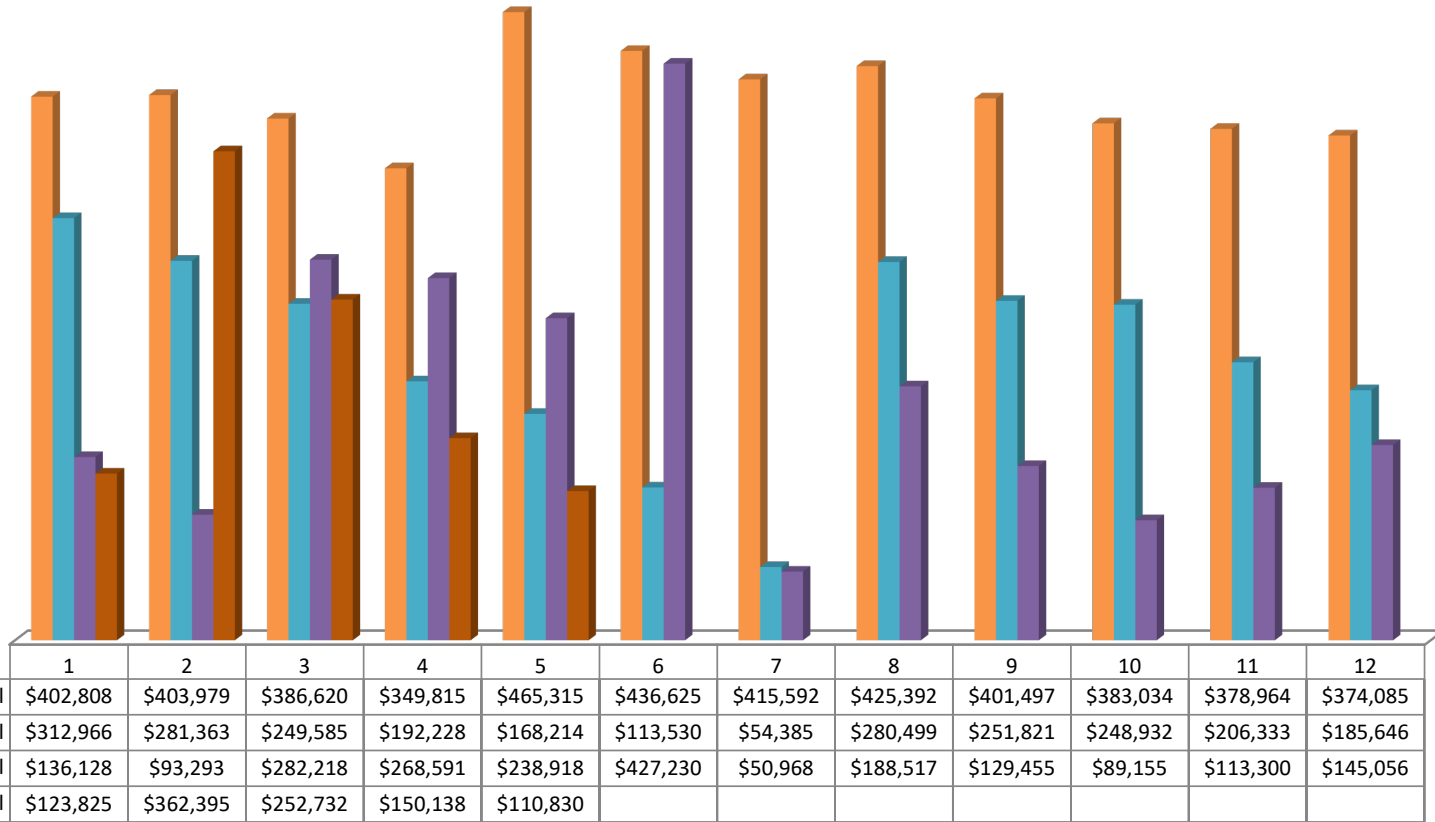
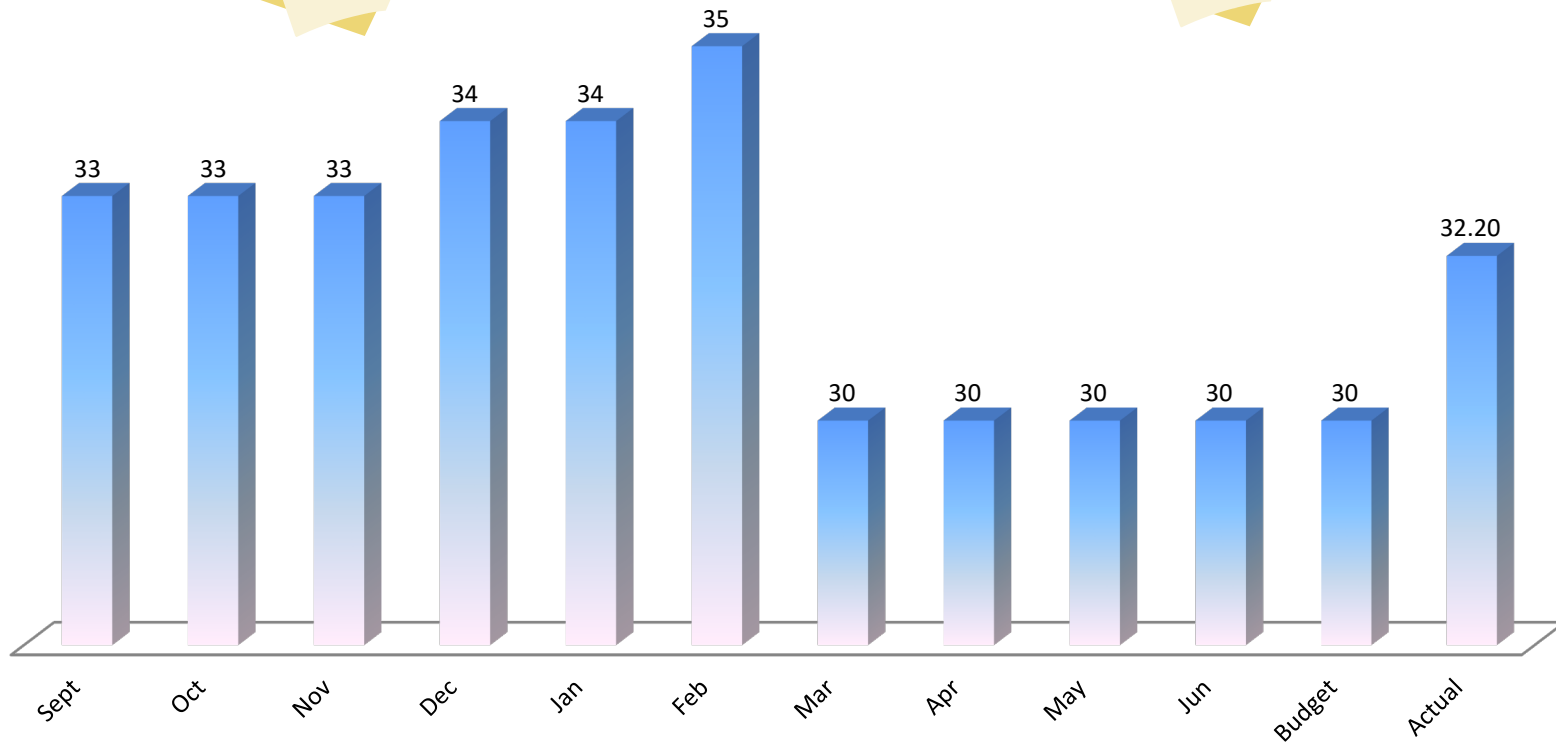



## Keller School District #3 General Fund Ending Balance



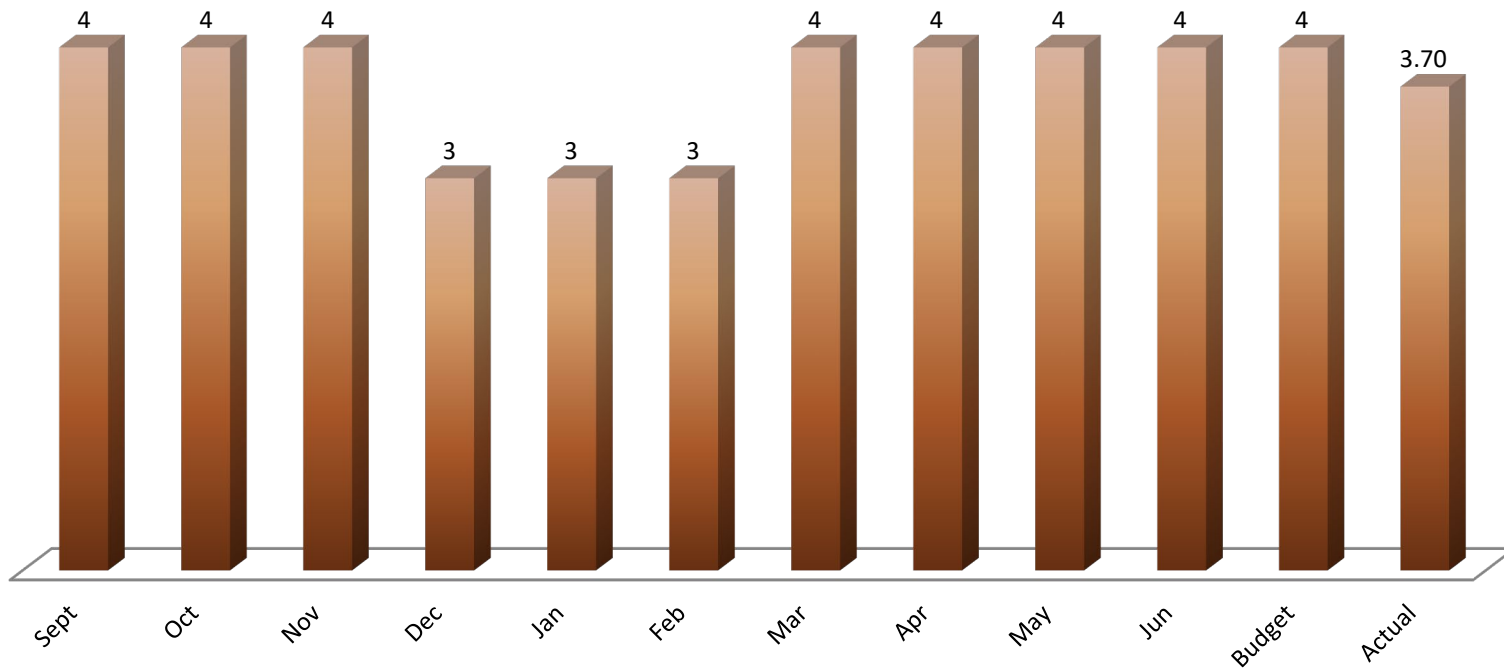
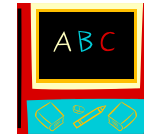


## Keller School District FY 21-22 Total Enrollment





## Keller School District FY 21-22 Special Education Enrollment



# Budget Status Report

2021-2022

KELLER SCHOOL DISTRICT

<b>Basis of Accounting:</b> Fund Balance	<b>Account Codes:</b> Agency	<b>Fund Code:</b> 10
<b>Reporting Month:</b> January	<b>Budget Type:</b> Revised	<b>Fund Description:</b> General Fund

A. REVENUES/OTHER FIN. SOURCE	Annual Budget	Actual for Month	Actual for Year	Encumbrances	Balance	Percent
1000 LOCAL TAXES	18,050	86.95	6,440.50		11,609.50	35.68
2000 LOCAL SUPPORT NONTAX	11,550	7.41	264,755.45		(253,205.45)	2,292.25
3000 STATE - GENERAL PURPOSE	481,271	28,592.32	175,424.40		305,846.60	36.45
4000 STATE - SPECIAL PURPOSE	150,864	10,606.99	49,088.88		101,775.12	32.54
5000 FEDERAL - GENERAL PURPOSE	436,000	2,577.95	11,979.87		424,020.13	2.75
6000 FEDERAL - SPECIAL PURPOSE	550,924	1,780.20	129,999.25		420,924.75	23.60
7000 REVENUES FR OTH SCH DIST	0	0.00	0.00		0.00	0.00
8000 OTHER AGENCIES AND ASSOCIATES	11,000	0.00	0.00		11,000.00	0.00
9000 OTHER FINANCING SOURCES	0	0.00	0.00		0.00	0.00
<b>Total</b>	<b>1,659,659</b>	<b>43,651.82</b>	<b>637,688.35</b>		<b>1,021,970.65</b>	<b>38.42</b>

## B. EXPENDITURES

00 Regular Instruction	544,773	21,489.82	132,285.95	98,671.19	313,815.86	42.40
10 Federal Stimulus	380,999	10,634.52	145,855.08	26,787.20	208,356.72	45.31
20 Special Ed Instruction	58,332	838.25	19,491.13	9,194.61	29,646.26	49.18
30 Voc. Ed Instruction	0	0.00	0.00	0.00	0.00	0.00
40 Skills Center Instruction	0	0.00	0.00	0.00	0.00	0.00
50+60 Compensatory Ed Instruct.	199,916	18,199.58	128,118.98	98,118.47	(26,321.45)	113.17
70 Other Instructional Pgms	0	0.00	0.00	0.00	0.00	0.00
80 Community Services	0	0.00	0.00	0.00	0.00	0.00
90 Support Services	484,929	31,798.20	246,396.62	140,801.21	97,731.17	79.85
<b>Total</b>	<b>1,668,949</b>	<b>82,960.37</b>	<b>672,147.76</b>	<b>373,572.68</b>	<b>623,228.56</b>	<b>62.66</b>

## C. OTHER FIN. USES TRANS. OUT (GL 536)

	0	0.00	0.00
--	---	------	------

## D. OTHER FINANCING USES (GL 535)

	0	0.00	0.00
--	---	------	------

## E. EXCESS OF REVENUES/OTHER FIN. SOURCES OVER (UNDER) EXP/OTH FIN USES (A-B-C-D)

	(9,290)	(39,308.55)	(34,459.41)	(25,169.41)	270.93
--	---------	-------------	-------------	-------------	--------

## F. TOTAL BEGINNING FUND BALANCE

	164,000		145,289.00
--	---------	--	------------

## G. G/L 898 PRIOR YEAR ADJUSTMENTS (+OR-)

			0.00
--	--	--	------

## H. TOTAL ENDING FUND BALANCE (E+F + OR - G)

	154,710		110,829.59
--	---------	--	------------

# Budget Status Report

2021-2022

KELLER SCHOOL DISTRICT

**Basis of Accounting:** Fund Balance  
**Reporting Month:** January

**Account Codes:** Agency  
**Budget Type:** Revised

**Fund Code:** 10  
**Fund Description:** General Fund

## I. ENDING FUND BALANCE ACCOUNTS

G/L 810 Restricted For Other Items	9,000	8,091.49
G/L 815 Restrict Unequalized Deduct Rev	0	0.00
G/L 821 Restrictd for Carryover	5,000	(6,024.21)
G/L 825 Restricted for Skills Center	0	0.00
G/L 828 Restricted for C/O of FS Rev	0	0.00
G/L 830 Restricted for Debt Service	0	0.00
G/L 835 Restrictd For Arbitrage Rebate	0	0.00
G/L 840 Nonspnd FB - Invent/Prepd Itms	0	0.00
G/L 845 Restricted for Self-Insurance	0	0.00
G/L 850 Restricted for Uninsured Risks	0	0.00
G/L 870 Committed to Other Purposes	0	0.00
G/L 872 Committed to Econmc Stabilizatr	0	0.00
G/L 875 Assigned Contingencies	0	0.00
G/L 884 Assigned to Other Cap Projects	0	0.00
G/L 888 Assigned to Other Purposes	0	6,457.88
G/L 890 Unassigned Fund Balance	140,710	102,304.43
G/L 891 Unassigned Min Fnd Bal Policy	0	0.00
<b>Total</b>	<b>154,710</b>	<b>110,829.59</b>

**Differences** 0 0.00

# Budget Status Report

2021-2022

KELLER SCHOOL DISTRICT

<b>Basis of Accounting:</b> Fund Balance	<b>Account Codes:</b> Agency	<b>Fund Code:</b> 20
<b>Reporting Month:</b> January	<b>Budget Type:</b> Revised	<b>Fund Description:</b> Capital Projects

A. REVENUES/OTHER FIN. SOURCE	Annual Budget	Actual for Month	Actual for Year	Encumbrances	Balance	Percent
1000 Local Taxes	0	0.00	0.00		0.00	0.00
2000 Local Support Nontax	0	0.26	1.23		(1.23)	0.00
3000 State - General Purpose	0	0.00	0.00		0.00	0.00
4000 State - Special Purpose	0	0.00	0.00		0.00	0.00
5000 Federal - General Purpose	0	0.00	0.00		0.00	0.00
6000 Federal - Special Purpose	0	0.00	0.00		0.00	0.00
7000 Revenues Fr Oth Sch Dist	0	0.00	0.00		0.00	0.00
8000 Other Agencies and Associates	0	0.00	0.00		0.00	0.00
9000 Other Financing Sources	0	0.00	0.00		0.00	0.00
<b>Total</b>	<b>0</b>	<b>0.26</b>	<b>1.23</b>		<b>(1.23)</b>	<b>0.00</b>

## B. EXPENDITURES

10 Sites	0	0.00	0.00	0.00	0.00	0.00
20 Buildings	3,470	0.00	0.00	0.00	3,470.00	0.00
30 Equipment	0	0.00	0.00	0.00	0.00	0.00
40 Energy	0	0.00	0.00	0.00	0.00	0.00
50 Sales & Lease Expenditure	0	0.00	0.00	0.00	0.00	0.00
60 Bond Issuance Expenditure	0	0.00	0.00	0.00	0.00	0.00
90 Debt	0	0.00	0.00	0.00	0.00	0.00
<b>Total</b>	<b>3,470</b>	<b>0.00</b>	<b>0.00</b>	<b>0.00</b>	<b>3,470.00</b>	<b>0.00</b>

## C. OTHER FIN. USES TRANS. OUT (GL 536)

	0	0.00	0.00
--	---	------	------

## D. OTHER FINANCING USES (GL 535)

	0	0.00	0.00
--	---	------	------

## E. EXCESS OF REVENUES/OTHER FIN. SOURCES OVER (UNDER) EXP/OTH FIN USES (A-B-C-D)

	(3,470)	0.26	1.23	3,471.23	(100.04)
--	---------	------	------	----------	----------

## F. TOTAL BEGINNING FUND BALANCE

	3,470		3,481.19
--	-------	--	----------

## G. G/L 898 PRIOR YEAR ADJUSTMENTS (+OR-)

		0.00
--	--	------

## H. TOTAL ENDING FUND BALANCE (E+F + OR - G)

	0		3,482.42
--	---	--	----------

# Budget Status Report

2021-2022

KELLER SCHOOL DISTRICT

<b>Basis of Accounting:</b> Fund Balance	<b>Account Codes:</b> Agency	<b>Fund Code:</b> 20
<b>Reporting Month:</b> January	<b>Budget Type:</b> Revised	<b>Fund Description:</b> Capital Projects

**I. ENDING FUND BALANCE ACCOUNTS**

G/L 810 Restricted For Other Items	0	0.00
G/L 825 Restricted for Skills Center	0	0.00
G/L 830 Restricted for Debt Service	0	0.00
G/L 835 Restrictd For Arbitrage Rebate	0	0.00
G/L 840 Nonspnd FB - Invent/Prepd Itms	0	0.00
G/L 850 Restricted for Uninsured Risks	0	0.00
G/L 861 Restricted from Bond Proceeds	0	0.00
G/L 862 Committed from Levy Proceeds	0	0.00
G/L 863 Restricted from State Proceeds	0	0.00
G/L 864 Restricted from Fed Proceeds	0	0.00
G/L 865 Restricted from Other Proceeds	0	0.00
G/L 866 Restrictd from Impact Proceeds	0	0.00
G/L 867 Restricted from Mitigation Fees	0	0.00
G/L 869 Restricted fr Undistr Proceeds	0	0.00
G/L 870 Committed to Other Purposes	0	0.00
G/L 889 Assigned to Fund Purposes	0	3,482.42
G/L 890 Unassigned Fund Balance	0	0.00
<b>Total</b>	<b>0</b>	<b>3,482.42</b>

**Differences** 0 0.00

# Budget Status Report

2021-2022

KELLER SCHOOL DISTRICT

<b>Basis of Accounting:</b> Fund Balance	<b>Account Codes:</b> Agency	<b>Fund Code:</b> 90
<b>Reporting Month:</b> January	<b>Budget Type:</b> Revised	<b>Fund Description:</b> Transportation Vehicle Fund

A. REVENUES/OTHER FIN. SOURCE	Annual Budget	Actual for Month	Actual for Year	Encumbrances	Balance	Percent
1000 Local Taxes	0	0.00	0.00		0.00	0.00
2000 Local Nontax	75	6.83	30.72		44.28	40.96
3000 State - General Purpose	0	0.00	0.00		0.00	0.00
4000 State - Special Purpose	35,129	0.00	0.00		35,129.00	0.00
5000 Federal - General Purpose	0	0.00	0.00		0.00	0.00
6000 Federal - Special Purpose	0	0.00	0.00		0.00	0.00
8000 Other Agencies and Associates	0	0.00	0.00		0.00	0.00
9000 Other Financing Sources	0	0.00	0.00		0.00	0.00
<b>Total</b>	<b>35,204</b>	<b>6.83</b>	<b>30.72</b>		<b>35,173.28</b>	<b>0.09</b>
<b>B. 9900 TRANSFERS IN FROM GF</b>	<b>0</b>	<b>0.00</b>	<b>0.00</b>		<b>0.00</b>	<b>0.00</b>
<b>C. Total REV./OTHER FIN. SOURCES</b>	<b>35,204</b>	<b>6.83</b>	<b>30.72</b>		<b>35,173.28</b>	<b>0.09</b>
<b>D. EXPENDITURES</b>						
Type 30 Equipment	128,290	0.00	0.00	0.00	128,290.00	0.00
Type 60 Bond Levy Issuance	0	0.00	0.00	0.00	0.00	0.00
Type 90 Debt	0	0.00	0.00	0.00	0.00	0.00
<b>Total</b>	<b>128,290</b>	<b>0.00</b>	<b>0.00</b>	<b>0.00</b>	<b>128,290.00</b>	<b>0.00</b>
<b>E. OTHER FIN. USES TRANS. OUT (GL 536)</b>	<b>0</b>	<b>0.00</b>	<b>0.00</b>			
<b>F. OTHER FINANCING USES (GL 535)</b>	<b>0</b>	<b>0.00</b>	<b>0.00</b>			
<b>G. EXCESS OF REVENUES/OTHER FIN. SOURCES OVER (UNDER) EXP/OTH FIN USES (C-D-E-F)</b>	<b>(93,086)</b>	<b>6.83</b>	<b>30.72</b>		<b>93,116.72</b>	<b>(100.03)</b>
<b>H. TOTAL BEGINNING FUND BALANCE</b>	<b>129,000</b>		<b>93,179.83</b>			
<b>I. G/L 898 PRIOR YEAR ADJUSTMENTS (+OR-)</b>			<b>0.00</b>			
<b>J. TOTAL ENDING FUND BALANCE (G+H + OR - I)</b>	<b>35,914</b>		<b>93,210.55</b>			



# Budget Status Report

2021-2022

KELLER SCHOOL DISTRICT

<b>Basis of Accounting:</b> Fund Balance	<b>Account Codes:</b> Agency	<b>Fund Code:</b> 90
<b>Reporting Month:</b> January	<b>Budget Type:</b> Revised	<b>Fund Description:</b> Transportation Vehicle Fund

## K. ENDING FUND BALANCE ACCOUNTS

G/L 810 Restricted For Other Items	0	0.00
G/L 819 Restricted for Fund Purposes	35,914	93,210.55
G/L 830 Restricted for Debt Service	0	0.00
G/L 835 Restrictd For Arbitrage Rebate	0	0.00
G/L 850 Restricted for Uninsured Risks	0	0.00
G/L 889 Assigned to Fund Purposes	0	0.00
G/L 890 Unassigned Fund Balance	0	0.00
<b>Total</b>	<b>35,914</b>	<b>93,210.55</b>

<b>Differences</b>	<b>0</b>	<b>0.00</b>
--------------------	----------	-------------