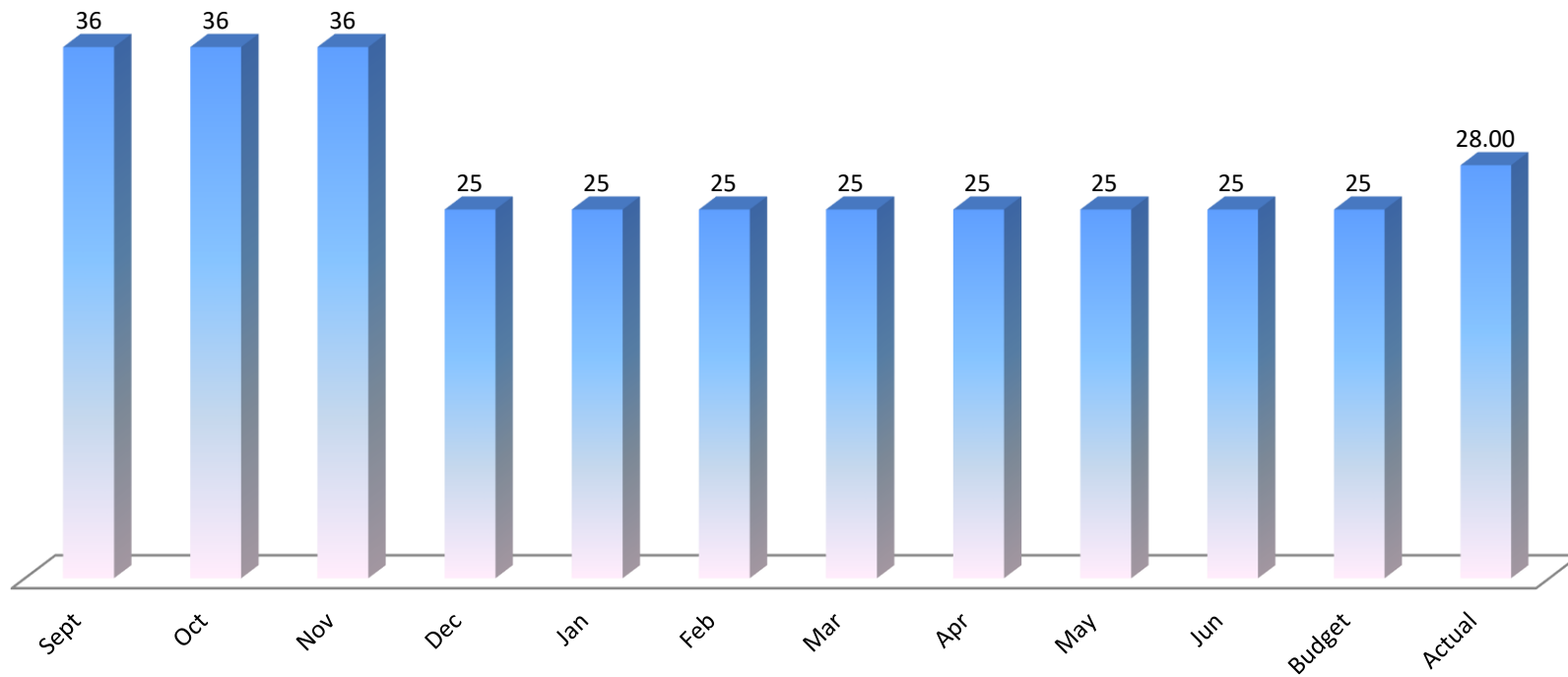



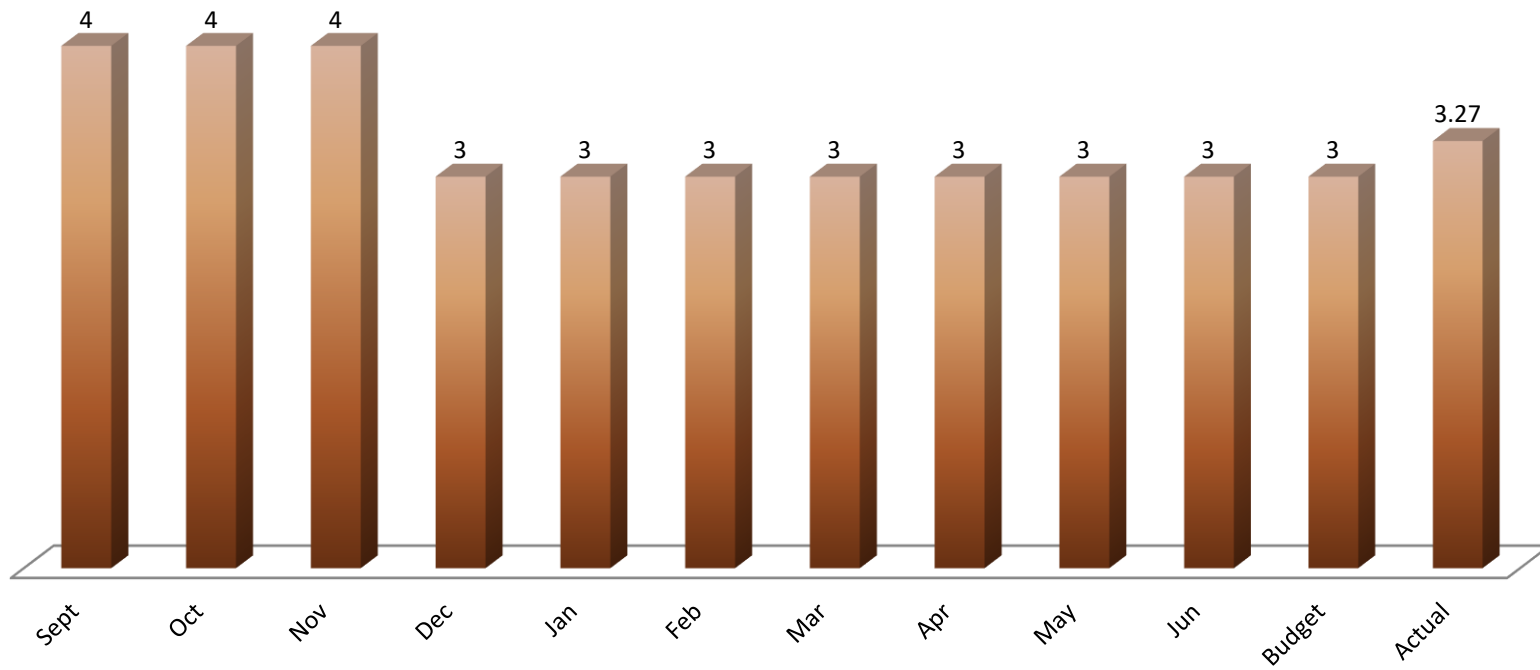



Keller School District FY 20-21 Total Enrollment





Keller School District FY 20-21 Special Education Enrollment



Budget Status Report

2020-2021

KELLER SCHOOL DISTRICT

Basis of Accounting: Fund Balance	Account Codes: Agency	Fund Code: 10
Reporting Month: November	Budget Type: Revised	Fund Description: General Fund

A. REVENUES/OTHER FIN. SOURCE	Annual Budget	Actual for Month	Actual for Year	Encumbrances	Balance	Percent
1000 LOCAL TAXES	17,948	1,120.60	5,334.33		12,613.67	29.72
2000 LOCAL SUPPORT NONTAX	9,000	231,941.01	232,268.31		(223,268.31)	2,580.76
3000 STATE - GENERAL PURPOSE	482,667	30,530.48	107,516.14		375,150.86	22.28
4000 STATE - SPECIAL PURPOSE	143,986	7,311.38	31,911.70		112,074.30	22.16
5000 FEDERAL - GENERAL PURPOSE	425,000	0.00	0.00		425,000.00	0.00
6000 FEDERAL - SPECIAL PURPOSE	163,568	3,768.92	25,576.45		137,991.55	15.64
7000 REVENUES FR OTH SCH DIST	0	0.00	0.00		0.00	0.00
8000 OTHER AGENCIES AND ASSOCIATES	0	0.00	0.00		0.00	0.00
9000 OTHER FINANCING SOURCES	0	0.00	0.00		0.00	0.00
Total	1,242,169	274,672.39	402,606.93		839,562.07	32.41

B. EXPENDITURES

00 Regular Instruction	719,211	35,436.87	103,601.28	0.00	615,609.72	14.40
10 Federal Stimulus	0	0.00	0.00	0.00	0.00	0.00
20 Special Ed Instruction	78,020	3,908.23	15,106.80	0.00	62,913.20	19.36
30 Voc. Ed Instruction	0	0.00	0.00	0.00	0.00	0.00
40 Skills Center Instruction	0	0.00	0.00	0.00	0.00	0.00
50+60 Compensatory Ed Instruct.	158,314	26,294.43	46,422.12	0.00	111,891.88	29.32
70 Other Instructional Pgms	0	0.00	0.00	0.00	0.00	0.00
80 Community Services	0	0.00	0.00	0.00	0.00	0.00
90 Support Services	515,907	32,859.21	141,243.81	0.00	374,663.19	27.38
Total	1,471,452	98,498.74	306,374.01	0.00	1,165,077.99	20.82

C. OTHER FIN. USES TRANS. OUT (GL 536)

	0	0.00	0.00
--	---	------	------

D. OTHER FINANCING USES (GL 535)

	0	0.00	0.00
--	---	------	------

E. EXCESS OF REVENUES/OTHER FIN. SOURCES OVER (UNDER) EXP/OTH FIN USES (A-B-C-D)

	(229,283)	176,173.65	96,232.92	325,515.92	(141.97)
--	-----------	------------	-----------	------------	----------

F. TOTAL BEGINNING FUND BALANCE

	358,000		185,985.51
--	---------	--	------------

G. G/L 898 PRIOR YEAR ADJUSTMENTS (+OR-)

		0.00
--	--	------

H. TOTAL ENDING FUND BALANCE (E+F + OR - G)

	128,717		282,218.43
--	---------	--	------------

Budget Status Report

2020-2021

KELLER SCHOOL DISTRICT

Basis of Accounting: Fund Balance	Account Codes: Agency	Fund Code: 10
Reporting Month: November	Budget Type: Revised	Fund Description: General Fund

I. ENDING FUND BALANCE ACCOUNTS

G/L 810 Restricted For Other Items	9,000	8,091.49
G/L 815 Restrict Unequalized Deduct Rev	0	0.00
G/L 821 Restrictd for Carryover	0	19,867.08
G/L 825 Restricted for Skills Center	0	0.00
G/L 828 Restricted for C/O of FS Rev	0	0.00
G/L 830 Restricted for Debt Service	0	0.00
G/L 835 Restrictd For Arbitrage Rebate	0	0.00
G/L 840 Nonspnd FB - Invent/Prepd Itms	0	0.00
G/L 845 Restricted for Self-Insurance	0	0.00
G/L 850 Restricted for Uninsured Risks	0	0.00
G/L 870 Committed to Other Purposes	0	0.00
G/L 872 Committd to Econmc Stabilizatn	0	0.00
G/L 875 Assigned Contingencies	0	0.00
G/L 884 Assigned to Other Cap Projects	0	0.00
G/L 888 Assigned to Other Purposes	9,000	6,457.88
G/L 890 Unassigned Fund Balance	110,717	247,801.98
G/L 891 Unassigned Min Fnd Bal Policy	0	0.00
Total	128,717	282,218.43

Differences	0	0.00
--------------------	----------	-------------

Budget Status Report

2020-2021

KELLER SCHOOL DISTRICT

Basis of Accounting: Fund Balance	Account Codes: Agency	Fund Code: 20
Reporting Month: November	Budget Type: Revised	Fund Description: Capital Projects

A. REVENUES/OTHER FIN. SOURCE	Annual Budget	Actual for Month	Actual for Year	Encumbrances	Balance	Percent
1000 Local Taxes	0	0.00	0.00		0.00	0.00
2000 Local Support Nontax	0	0.52	1.70		(1.70)	0.00
3000 State - General Purpose	0	0.00	0.00		0.00	0.00
4000 State - Special Purpose	0	10,757.43	102,804.66		(102,804.66)	0.00
5000 Federal - General Purpose	0	0.00	0.00		0.00	0.00
6000 Federal - Special Purpose	0	0.00	0.00		0.00	0.00
7000 Revenues Fr Oth Sch Dist	0	0.00	0.00		0.00	0.00
8000 Other Agencies and Associates	0	0.00	0.00		0.00	0.00
9000 Other Financing Sources	0	0.00	0.00		0.00	0.00
Total	0	10,757.95	102,806.36		(102,806.36)	0.00

B. EXPENDITURES

10 Sites	0	0.00	0.00	0.00	0.00	0.00
20 Buildings	0	102,804.69	156,989.13	0.00	(156,989.13)	0.00
30 Equipment	0	0.00	0.00	0.00	0.00	0.00
40 Energy	0	0.00	0.00	0.00	0.00	0.00
50 Sales & Lease Expenditure	0	0.00	0.00	0.00	0.00	0.00
60 Bond Issuance Expenditure	0	0.00	0.00	0.00	0.00	0.00
90 Debt	0	0.00	0.00	0.00	0.00	0.00
Total	0	102,804.69	156,989.13	0.00	(156,989.13)	0.00

C. OTHER FIN. USES TRANS. OUT (GL 536)

	0	0.00	0.00
--	---	------	------

D. OTHER FINANCING USES (GL 535)

	0	0.00	0.00
--	---	------	------

E. EXCESS OF REVENUES/OTHER FIN. SOURCES OVER (UNDER) EXP/OTH FIN USES (A-B-C-D)

	0	(92,046.74)	(54,182.77)	(54,182.77)	0.00
--	---	-------------	-------------	-------------	------

F. TOTAL BEGINNING FUND BALANCE

	230		57,660.80
--	-----	--	-----------

G. G/L 898 PRIOR YEAR ADJUSTMENTS (+OR-)

		0.00
--	--	------

H. TOTAL ENDING FUND BALANCE (E+F + OR - G)

	230		3,478.03
--	-----	--	----------

Budget Status Report

2020-2021

KELLER SCHOOL DISTRICT

Basis of Accounting: Fund Balance	Account Codes: Agency	Fund Code: 20
Reporting Month: November	Budget Type: Revised	Fund Description: Capital Projects

I. ENDING FUND BALANCE ACCOUNTS

G/L 810 Restricted For Other Items	0	0.00
G/L 825 Restricted for Skills Center	0	0.00
G/L 830 Restricted for Debt Service	0	0.00
G/L 835 Restrictd For Arbitrage Rebate	0	0.00
G/L 840 Nonspnd FB - Invent/Prepd Itms	0	0.00
G/L 850 Restricted for Uninsured Risks	0	0.00
G/L 861 Restricted from Bond Proceeds	0	0.00
G/L 862 Committed from Levy Proceeds	0	0.00
G/L 863 Restricted from State Proceeds	0	(156,989.13)
G/L 864 Restricted from Fed Proceeds	0	0.00
G/L 865 Restricted from Other Proceeds	0	0.00
G/L 866 Restrictd from Impact Proceeds	0	0.00
G/L 867 Restricted from Mitigation Fees	0	0.00
G/L 869 Restricted fr Undistr Proceeds	0	0.00
G/L 870 Committed to Other Purposes	0	0.00
G/L 889 Assigned to Fund Purposes	230	160,467.16
G/L 890 Unassigned Fund Balance	0	0.00
Total	230	3,478.03

Differences	0	0.00
--------------------	----------	-------------

Budget Status Report

2020-2021

KELLER SCHOOL DISTRICT

Basis of Accounting: Fund Balance	Account Codes: Agency	Fund Code: 90
Reporting Month: November	Budget Type: Revised	Fund Description: Transportation Vehicle Fund

A. REVENUES/OTHER FIN. SOURCE	Annual Budget	Actual for Month	Actual for Year	Encumbrances	Balance	Percent
1000 Local Taxes	0	0.00	0.00		0.00	0.00
2000 Local Nontax	0	9.86	29.32		(29.32)	0.00
3000 State - General Purpose	0	0.00	0.00		0.00	0.00
4000 State - Special Purpose	11,594	0.00	0.00		11,594.00	0.00
5000 Federal - General Purpose	0	0.00	0.00		0.00	0.00
6000 Federal - Special Purpose	0	0.00	0.00		0.00	0.00
8000 Other Agencies and Associates	0	0.00	0.00		0.00	0.00
9000 Other Financing Sources	0	0.00	0.00		0.00	0.00
Total	11,594	9.86	29.32		11,564.68	0.25
B. 9900 TRANSFERS IN FROM GF	0	0.00	0.00		0.00	0.00
C. Total REV./OTHER FIN. SOURCES	11,594	9.86	29.32		11,564.68	0.25
D. EXPENDITURES						
Type 30 Equipment	66,000	0.00	0.00	0.00	66,000.00	0.00
Type 60 Bond Levy Issuance	0	0.00	0.00	0.00	0.00	0.00
Type 90 Debt	0	0.00	0.00	0.00	0.00	0.00
Total	66,000	0.00	0.00	0.00	66,000.00	0.00
E. OTHER FIN. USES TRANS. OUT (GL 536)	0	0.00	0.00			
F. OTHER FINANCING USES (GL 535)	0	0.00	0.00			
G. EXCESS OF REVENUES/OTHER FIN. SOURCES OVER (UNDER) EXP/OTH FIN USES (C-D-E-F)	(54,406)	9.86	29.32		54,435.32	(100.05)
H. TOTAL BEGINNING FUND BALANCE	66,000		65,529.84			
I. G/L 898 PRIOR YEAR ADJUSTMENTS (+OR-)			0.00			
J. TOTAL ENDING FUND BALANCE (G+H + OR - I)	11,594		65,559.16			

Budget Status Report

2020-2021

KELLER SCHOOL DISTRICT

Basis of Accounting: Fund Balance	Account Codes: Agency	Fund Code: 90
Reporting Month: November	Budget Type: Revised	Fund Description: Transportation Vehicle Fund

K. ENDING FUND BALANCE ACCOUNTS

G/L 810 Restricted For Other Items	0	0.00
G/L 819 Restricted for Fund Purposes	11,594	65,559.16
G/L 830 Restricted for Debt Service	0	0.00
G/L 835 Restrictd For Arbitrage Rebate	0	0.00
G/L 850 Restricted for Uninsured Risks	0	0.00
G/L 889 Assigned to Fund Purposes	0	0.00
G/L 890 Unassigned Fund Balance	0	0.00
Total	11,594	65,559.16

Differences	0	0.00
--------------------	----------	-------------