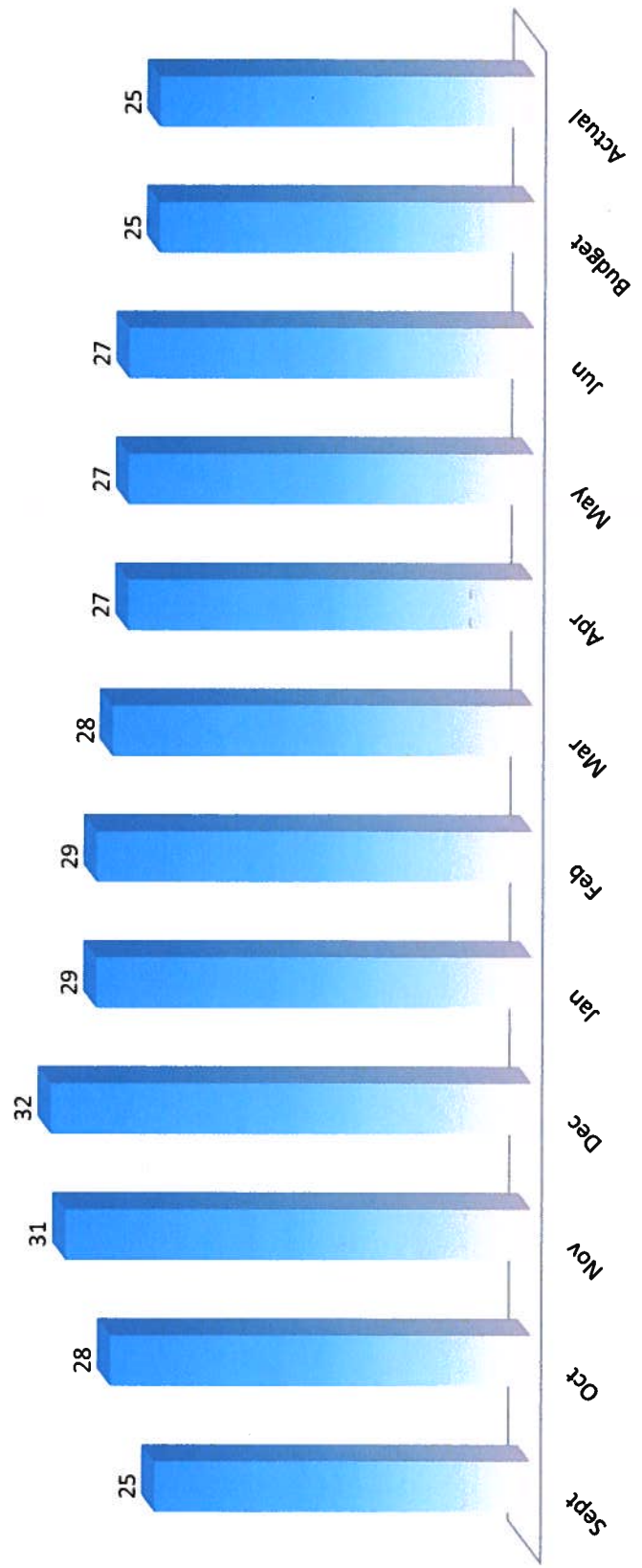


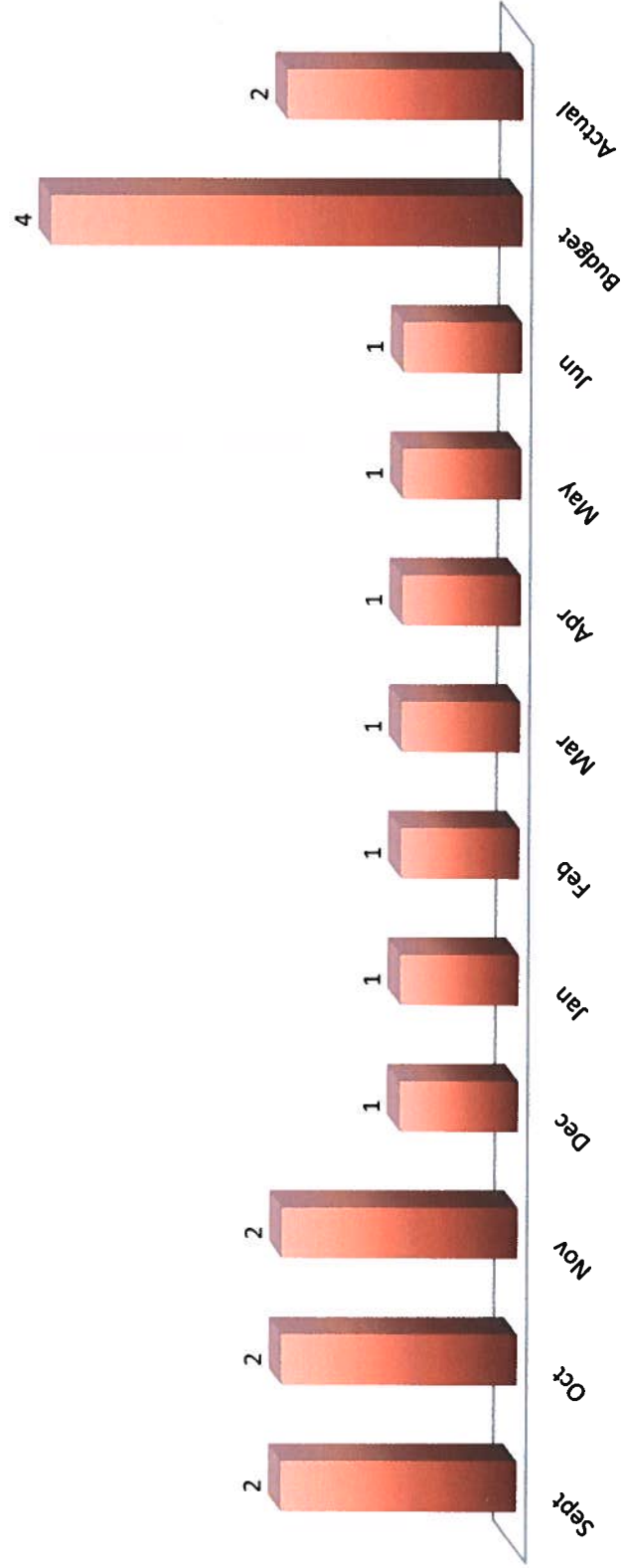


# Keller School District FY 17-18 Total Enrollment






## Keller School District FY 17-18 Special Education Enrollment



# Keller School District General Fund Ending Balance



10--General Fund-- FUND BALANCE -- AGENCY ACCOUNTS -- Revised -- BUDGET-STATUS-REPORT  
Fiscal Year 2017 (September 1, 2017 - August 31, 2018)

For the KELLER SCHOOL DISTRICT School District for the Month of June, 2018

	ANNUAL	ACTUAL	ACTUAL		BALANCE	PERCENT
A. REVENUES/OTHER FIN. SOURCES	BUDGET	FOR MONTH	FOR YEAR	ENCUMBRANCES		
1000 LOCAL TAXES	18,710	203.42	17,650.23		1,059.77	94.34
2000 LOCAL SUPPORT NONTAX	12,900	604.06	17,935.25		5,035.25	139.03
3000 STATE, GENERAL PURPOSE	434,494	22,059.87	350,323.82		84,170.18	80.63
4000 STATE, SPECIAL PURPOSE	150,464	7,051.56	101,026.36		49,437.64	67.14
5000 FEDERAL, GENERAL PURPOSE	345,595	.00	83,349.39		262,245.61	24.12
6000 FEDERAL, SPECIAL PURPOSE	142,604	7,724.16	89,666.27		52,937.73	62.88
7000 REVENUES FR OTH SCH DIST	0	.00	.00		.00	0.00
8000 OTHER AGENCIES AND ASSOCIATES	800	.00	.00		800.00	0.00
9000 OTHER FINANCING SOURCES	0	.00	.00		.00	0.00
<u>Total REVENUES/OTHER FIN. SOURCES</u>	<u>1,105,567</u>	<u>37,643.07</u>	<u>659,951.32</u>		<u>445,615.68</u>	<u>59.69</u>
<b>B. EXPENDITURES</b>						
00 Regular Instruction	465,556	28,709.42	367,383.10	37,341.78	60,831.12	86.93
10 Federal Stimulus	0	.00	.00	0.00	.00	0.00
20 Special Ed Instruction	47,987	1,819.77	38,384.00	4,444.47	5,158.53	89.25
30 Voc. Ed Instruction	0	.00	.00	0.00	.00	0.00
40 Skills Center Instruction	0	.00	.00	0.00	.00	0.00
50+60 Compensatory Ed Instruct.	123,446	13,601.23	75,317.39	11,802.95	36,325.66	70.57
70 Other Instructional Pgms	0	.00	.00	0.00	.00	0.00
80 Community Services	2,500	.00	.00	0.00	2,500.00	0.00
90 Support Services	540,598	37,823.41	438,538.06	32,819.78	69,240.16	87.19
<u>Total EXPENDITURES</u>	<u>1,180,087</u>	<u>81,953.83</u>	<u>919,622.55</u>	<u>86,408.98</u>	<u>174,055.47</u>	<u>85.25</u>
C. <u>OTHER FIN. USES TRANS. OUT (GL 536)</u>	105,000	.00	.00			
D. <u>OTHER FINANCING USES (GL 535)</u>	0	.00	.00			
E. <u>EXCESS OF REVENUES/OTHER FIN. SOURCES</u> <u>OVER (UNDER) EXP/OTH FIN USES (A-B-C-D)</u>	179,520-	44,310.76-	259,671.23-		80,151.23-	44.65
F. <u>TOTAL BEGINNING FUND BALANCE</u>	397,000		402,804.39			
G. <u>G/L 898 PRIOR YEAR ADJUSTMENTS (+OR-)</u>	XXXXXXXXX		.00			
H. <u>TOTAL ENDING FUND BALANCE</u> <u>(E+F + OR - G)</u>	217,480		143,133.16			

I. ENDING FUND BALANCE ACCOUNTS:

G/L 810 Restricted For Other Items	9,000	9,566.20
G/L 815 Restrict Unequalized Deduct Rev	0	.00
G/L 821 Restricted for Carryover	0	292.27
G/L 825 Restricted for Skills Center	0	.00
G/L 828 Restricted for C/O of FS Rev	0	.00
G/L 830 Restricted for Debt Service	0	.00
G/L 835 Restricted For Arbitrage Rebate	0	.00
G/L 840 Nonspnd FB - Invent/Prepd Itms	0	.00
G/L 845 Restricted for Self-Insurance	0	.00
G/L 850 Restricted for Uninsured Risks	0	.00
G/L 870 Committed to Other Purposes	0	.00
G/L 872 Committd to Econmc Stabilizatn	0	.00
G/L 875 Assigned Contingencies	0	.00
G/L 884 Assigned to Other Cap Projects	0	.00
G/L 888 Assigned to Other Purposes	9,000	6,878.66
G/L 890 Unassigned Fund Balance	199,480	126,396.03
G/L 891 Unassigned Min Fnd Bal Policy	0	.00
<u>TOTAL</u>	217,480	143,133.16

20--Capital Projects-- FUND BALANCE -- AGENCY ACCOUNTS -- Revised -- BUDGET-STATUS-REPORT  
Fiscal Year 2017 (September 1, 2017 - August 31, 2018)

For the KELLER SCHOOL DISTRICT School District for the Month of June, 2018

	ANNUAL	ACTUAL	ACTUAL			
A. REVENUES/OTHER FIN. SOURCES	BUDGET	FOR MONTH	FOR YEAR	ENCUMBRANCES	BALANCE	PERCENT
1000 Local Taxes	0	.00	.00		.00	0.00
2000 Local Support Nontax	25	.30	2.28		22.72	9.12
3000 State, General Purpose	0	.00	.00		.00	0.00
4000 State, Special Purpose	0	.00	.00		.00	0.00
5000 Federal, General Purpose	0	.00	.00		.00	0.00
6000 Federal, Special Purpose	0	.00	.00		.00	0.00
7000 Revenues Fr Oth Sch Dist	0	.00	.00		.00	0.00
8000 Other Agencies and Associates	0	.00	.00		.00	0.00
9000 Other Financing Sources	105,000	.00	.00		105,000.00	0.00
<u>Total REVENUES/OTHER FIN. SOURCES</u>	105,025	.30	2.28		105,022.72	0.00
<u>B. EXPENDITURES</u>						
10 Sites	105,000	.00	.00	0.00	105,000.00	0.00
20 Buildings	0	.00	.00	0.00	.00	0.00
30 Equipment	0	.00	.00	0.00	.00	0.00
40 Energy	0	.00	.00	0.00	.00	0.00
50 Sales & Lease Expenditure	0	.00	.00	0.00	.00	0.00
60 Bond Issuance Expenditure	0	.00	.00	0.00	.00	0.00
90 Debt	0	.00	.00	0.00	.00	0.00
<u>Total EXPENDITURES</u>	105,000	.00	.00	0.00	105,000.00	0.00
C. <u>OTHER FIN. USES TRANS. OUT (GL 536)</u>	0	.00	.00			
D. <u>OTHER FINANCING USES (GL 535)</u>	0	.00	.00			
E. <u>EXCESS OF REVENUES/OTHER FIN.SOURCES</u>						
<u>OVER (UNDER) EXP/OTH FIN USES (A-B-C-D)</u>	25	.30	2.28		22.72-	90.88-
F. <u>TOTAL BEGINNING FUND BALANCE</u>	235		234.37			
G. <u>G/L 898 PRIOR YEAR ADJUSTMENTS (+OR-)</u>	XXXXXXX		.00			
H. <u>TOTAL ENDING FUND BALANCE</u>	260		236.65			
<u>(E+F + OR - G)</u>						

I. ENDING FUND BALANCE ACCOUNTS:

G/L 810 Restricted For Other Items	0	.00
G/L 825 Restricted for Skills Center	0	.00
G/L 830 Restricted for Debt Service	0	.00
G/L 835 Restrictd For Arbitrage Rebate	0	.00
G/L 840 Nonspnd FB - Invent/Prepd Itms	0	.00
G/L 850 Restricted for Uninsured Risks	0	.00
G/L 861 Restricted from Bond Proceeds	0	.00
G/L 862 Committed from Levy Proceeds	0	.00
G/L 863 Restricted from State Proceeds	0	.00
G/L 864 RES. FOR FEDERAL PROCEEDS	0	.00
G/L 865 Restricted from Other Proceeds	105,000-	.00
G/L 866 Restrictd from Impact Proceeds	0	.00
G/L 867 Restricted from Mitigation Fees	0	.00
G/L 869 Restricted fr Undistr Proceeds	0	.00
G/L 870 Committed to Other Purposes	0	.00
G/L 889 Assigned to Fund Purposes	105,260	236.65
G/L 890 Unassigned Fund Balance	0	.00
<u>TOTAL</u>	260	236.65

90--Transportation Vehicle Fund-- FUND BALANCE -- AGENCY ACCOUNTS -- Revised -- BUDGET-STATUS-REPORT  
Fiscal Year 2017 (September 1, 2017 - August 31, 2018)

For the KELLER SCHOOL DISTRICT School District for the Month of June, 2018

	ANNUAL BUDGET	ACTUAL FOR MONTH	ACTUAL FOR YEAR	ENCUMBRANCES	BALANCE	PERCENT
<u>A. REVENUES/OTHER FIN. SOURCES</u>						
1000 Local Taxes	0	.00	.00		.00	0.00
2000 Local Nontax	1,200	276.23	2,038.43		838.43-	169.87
3000 State, General Purpose	0	.00	.00		.00	0.00
4000 State, Special Purpose	35,000	.00	.00		35,000.00	0.00
5000 Federal, General Purpose	0	.00	.00		.00	0.00
6000 Federal, Special Purpose	0	.00	.00		.00	0.00
8000 Other Agencies and Associates	0	.00	.00		.00	0.00
9000 Other Financing Sources	0	.00	.00		.00	0.00
<u>A. TOTAL REV/OTHER FIN.SRCS(LESS TRANS)</u>	<u>36,200</u>	<u>276.23</u>	<u>2,038.43</u>		<u>34,161.57</u>	<u>5.63</u>
<u>B. 9900 TRANSFERS IN FROM GF</u>	<u>0</u>	<u>.00</u>	<u>.00</u>		<u>.00</u>	<u>0.00</u>
<u>C. Total REV./OTHER FIN. SOURCES</u>	<u>36,200</u>	<u>276.23</u>	<u>2,038.43</u>		<u>34,161.57</u>	<u>5.63</u>
<u>D. EXPENDITURES</u>						
Type 30 Equipment	120,000	.00	.00	0.00	120,000.00	0.00
Type 60 Bond Levy Issuance	0	.00	.00	0.00	.00	0.00
Type 90 Debt	0	.00	.00	0.00	.00	0.00
<u>Total EXPENDITURES</u>	<u>120,000</u>	<u>.00</u>	<u>.00</u>	<u>0.00</u>	<u>120,000.00</u>	<u>0.00</u>
<u>E. OTHER FIN. USES TRANS. OUT (GL 536)</u>	<u>0</u>	<u>.00</u>	<u>.00</u>			
<u>F. OTHER FINANCING USES (GL 535)</u>	<u>0</u>	<u>.00</u>	<u>.00</u>			
<u>G. EXCESS OF REVENUES/OTHER FIN SOURCES OVER(UNDER)EXP/OTH FIN USES (C-D-E-F)</u>	<u>83,800-</u>	<u>276.23</u>	<u>2,038.43</u>		<u>85,838.43</u>	<u>102.43-</u>
<u>H. TOTAL BEGINNING FUND BALANCE</u>	<u>208,000</u>		<u>211,902.01</u>			
<u>I. G/L 898 PRIOR YEAR ADJUSTMENTS (+OR-)</u>	<u>XXXXXXXX</u>		<u>.00</u>			
<u>J. TOTAL ENDING FUND BALANCE (G+H + OR - I)</u>	<u>124,200</u>		<u>213,940.44</u>			
<u>K. ENDING FUND BALANCE ACCOUNTS:</u>						
G/L 810 Restricted For Other Items	0		.00			
G/L 819 Restricted for Fund Purposes	124,200		213,940.44			
G/L 830 Restricted for Debt Service	0		.00			
G/L 835 Restrictd For Arbitrage Rebate	0		.00			
G/L 850 Restricted for Uninsured Risks	0		.00			
G/L 889 Assigned to Fund Purposes	0		.00			
G/L 890 Unassigned Fund Balance	0		.00			
<u>TOTAL</u>	<u>124,200</u>		<u>213,940.44</u>			



T0--General Long-Term Debt Group-- FUND BALANCE -- AGENCY ACCOUNTS -- Revised -- BUDGET-STATUS-REPORT  
Fiscal Year 2017 (September 1, 2017 - August 31, 2018)

For the           KELLER SCHOOL DISTRICT           School District for the Month of   June  , 2018

\*\*\*\*\* End of report \*\*\*\*\*